 <p>escoles universitàries gimbernat i Tomàs Cerdà</p> <p>ADSCRITA A LA UPMB</p>	<p>MASTER'S DEGREE IN OSTEOPATHY COURSE GUIDE</p>	<p>EUIF GIMBERNAT Physiotherapy</p>
---------------------------------------------------------------------------------------------------------------------------------------------------------------------------	---------------------------------------------------------------------	------------------------------------------------

Master's Degree in OSTEOPATHY

Module Course Guides (First year)

Academic year 2021-2022

GENERAL INFORMATION

MODULE INFORMATION

Module 1	OSTEOPATHIC THEORY AND TECHNOLOGY OF THE LOCOMOTIVE SYSTEM I		
Code	44298	Academic year	2021-22
ECTS credits	12	Module type	Compulsory
Year	1	Term	1
Timetable	Available to students enrolled on this module via the virtual campus		
Teaching language	Spanish		

FACULTY DATA

- Module leader

Professor's Name	OSCAR ATILLO TAIBO
Email	oscar.atillo@eug.es
Tutorial Schedule	To be Arranged

- Other faculty data

Professor's Name	MARIA NEUS CIURANA MAYNEGRE
Email	marianeus.ciurana@eug.es
Tutorial Schedule	To be Arranged

Professor's Name	MARIA LÓPEZ SANTA
Email	maria.lopezla@eug.es
Tutorial Schedule	To be Arranged

Professor's Name	MAYTE SERRAT LÓPEZ
Email	mayte.serrat@eug.es
Tutorial Schedule	To be Arranged

PREREQUISITES

- There are no official prerequisites

MODULE CONTEXTUALIZATION

History and principles of Osteopathy and its development as a discipline within Health Sciences in different countries, with a particular focus on Spain.

Development of a clinical history that gathers all relevant information regarding the patient's health and that determines the appropriateness of osteopathic intervention.

In-depth study of relevant pathophysiology and clinical aspects and information provided by diagnostic imaging.

Peripheral locomotor system: necessary theoretical knowledge and clinical skills for the management of different clinical syndromes that affect the shoulder girdle and extremities.

Clinical reasoning and osteopathic treatment in different clinical areas.

COMPETENCIES AND LEARNING OUTCOMES

Specific Competencies

Competency	E01. Demonstrate knowledge of the sciences, models, techniques and instruments upon which osteopathy is based and developed.
Learning outcomes	E01.01 Identify and describe the sciences, models, techniques and instruments upon which structural osteopathy of the extremities is developed.
Competency	E02. Evaluate the patient/person from an osteopathy point of view with the aim of determining the appropriateness of intervention within the framework of osteopathy.
Learning outcomes	E02.01 Evaluate the structure and function of the lower extremity. E02.02 Evaluate the structure and function of the shoulder girdle and upper extremity.
Competency	E03. Produce an osteopathic diagnosis of the disorders and/or dysfunctions of different systems and organs.
Learning outcomes	E03.01 Present a hypothetical osteopathic diagnosis of the disturbances/dysfunctions of the lower extremity. E03.02 Present a hypothetical osteopathic diagnosis of the disturbances/dysfunctions of the upper extremity.
Competency	E04. Design an osteopathic intervention plan for the disorders and/or dysfunctions adjusted to the clinic and the needs of the patient/person.
Learning outcomes	E04.01 Produce an osteopathic intervention plan for the lower extremity. E04.02 Produce an osteopathic intervention plan for the shoulder girdle and upper extremity.

	MASTER'S DEGREE IN OSTEOPATHY COURSE GUIDE	EUIF GIMBERNAT Physiotherapy
-----------------------------------------------------------------------------------	-------------------------------------------------------------	----------------------------------------

Competency	E05. Apply different osteopathic procedures, methods and treatment techniques appropriate to the clinic and the needs of the patient.
Learning outcomes	E05.01 Treat the lower extremity using manipulative techniques of the soft tissue and joints.
	E05.02 Treat the upper extremity using manipulative techniques of the soft tissue and joints.

Competency	E06. Make decisions regarding the indication, progression, modifications and/or completion of an osteopathic intervention and, if necessary, referring the patient to another professional.
Learning outcomes	E06.01 Detect the unfavourable evolution of the treatment of the extremities that will imply the referral of the patient to another health professional.
	E06.02 Adapt the treatment of the extremities according to the clinical evolution of the patient.

Competency	E07. Indicate the most appropriate measures for disease prevention in each particular clinical situation.
Learning outcomes	E07.01 Estimate a preventive treatment regimen for the different structures of the extremities according to the patient's condition.

General/Transversal Competencies

Competency	GT01. Analyse, synthesise and make decisions in a given clinical situation.
Learning outcomes	GT01.01 Revise the physiological and biomechanical foundations upon which osteopathic techniques of the extremities are based.


Competency	GT02. Individually and collectively solve problems and adapt to the new situations that arise in professional practice.
Learning outcomes	GT02.01 Manage the resolution of problems presented in the classroom.

Basic Competencies

Competency	CB06. Possess and understand knowledge that provides a basis or opportunity for originality in the development and/or application of ideas, often in a research context.
Competency	CB07. Students should know how to apply acquired knowledge and their problem-solving ability in new or relatively unknown environments within broader (or multidisciplinary) contexts related to their area of study
Competency	CB08. Students should be able to integrate knowledge and tackle the complexity of making judgements based on information that may be incomplete or limited and includes reflections on the social and ethical responsibilities associated with the application of their knowledge and judgements
Competency	CB10. Students should possess the learning skills that enable them to continue studying in a manner that is largely self-guided or autonomous.

CONTENTS

--

	MASTER'S DEGREE IN OSTEOPATHY COURSE GUIDE	EUIF GIMBERNAT Physiotherapy
-----------------------------------------------------------------------------------	-------------------------------------------------------------	----------------------------------------

1. HISTORY OF OSTEOPATHY
2. SEMIOLOGY I
3. FUNCTIONAL ANATOMY I
4. CLINICAL APPROACH AND OSTEOPATHIC MANUAL THERAPY APPLIED TO THE PERIPHERAL JOINTS

TEACHING METHODOLOGY AND FORMATIVE ACTIVITIES

DIRECTED ACTIVITIES:

- **Theoretical lectures** providing the theoretical foundations for the functional evaluation of the patient and the choice of different treatment methods based on the diagnosis and clinical reasoning.
- **Practical lectures** during which the lecturer will carry out the different techniques on a model.
- **Presentation and resolution of clinical cases.** Clinical cases from which students should propose an assessment, treatment and clinical reasoning.


SUPERVISED ACTIVITIES:

- **Practical activities by students**, under the supervision of the lecturer, in order to apply the different techniques that have been presented.
- **Tutorials** to monitor tasks.

SELF-DIRECTED ACTIVITIES:

- **Gathering and processing information**
- **Activities on the virtual campus**
- **Personal study** to organise notes and prepare for examinations.
- **Reading of additional material** assessed through written tests.

TYPE OF ACTIVITY	ACTIVITY	LEARNING OUTCOMES	HOURS OF STUDENT DEDICATION
Directed activities	Theoretical-practical presentations and resolution of cases with ICT support	E01.01, E02.01, E02.02, E03.01, E03.02, E04.01, E04.02, E05.01, E05.02, E06.01, E06.02, E07.01, GT01.01, GT02.01	92
Supervised activities	Practical, individual or collective activities	E01.01, E02.01, E02.02, E03.01, E03.02, E04.01, E04.02, E05.01, E05.02, E06.01, E06.02, E07.01, GT02.01	58
	Follow-up tutorials	E01.01, E02.01, E02.02, E03.01, E03.02, E04.01, E04.02, E06.01, E06.02, E07.01, GT01.01	
Self-directed activities	Autonomous work by the student	E01.01, E02.01, E02.02, E03.01, E03.02, E04.01, E04.02, E06.01, E06.02, E07.01, GT01.01	150
TOTAL HOURS			300

	MASTER'S DEGREE IN OSTEOPATHY COURSE GUIDE	EUIF GIMBERNAT Physiotherapy
-----------------------------------------------------------------------------------	-------------------------------------------------------------	----------------------------------------

ASSESSMENT

- Evaluation of the knowledge acquired in class through continuous assessment multiple choice examinations on the virtual campus for each subject in the module. 25% of the overall mark.
- Practical examinations to evaluate the student's manual exploration and treatment techniques and clinical reasoning in patient management. 65% of the overall mark.
- Attendance and active participation in class. 10% of the overall mark.

The following conditions must be met in order to pass the module:

- Pass all blocks with an average mark of 5.
- Attend 100% of all taught classes (absences of up to 20% will be permitted for justified causes).
- Achieve an overall module mark of 5 or above.

All assessment activities can be resat.

Remark procedure: consult the center's assessment policy.

Any student who does not complete the programmed assessments or any of the formative activities that are deemed compulsory will be considered NON ASSESSABLE.

ASSESSMENT ACTIVITIES	PERCENTAGE OF THE FINAL MARK	LEARNING OUTCOMES	HOURS OF STUDENT DEDICATION
Theory exams Continuous assessment Moodle	25%	E01.01, E02.01, E02.02, E03.01, E03.02, E04.01, E04.02, E06.01, E06.02, E07.01, GT01.01	1
Individual practical exams	65%	E01.01, E02.01, E02.02, E03.01, E03.02, E04.01, E04.02, E05.01, E05.02, E06.01, E06.02, E07.01, GT02.01	1
Attendance and active participation in class	10%	-	-
TOTAL HOURS			2


BIBLIOGRAPHY AND WEB LINKS / BASIC SOURCES OF INFORMATION

BOOKS				
Author/s	Year	Title	Edition	Publisher

 <p>escoles universitàries gimbernat i Tomàs Cerdà ADSCRITA A LA UPMIB</p>	MASTER'S DEGREE IN OSTEOPATHY COURSE GUIDE	EUIF GIMBERNAT Physiotherapy
-------------------------------------------------------------------------------------------------------------------------------------------------------------------------	-------------------------------------------------------------	----------------------------------------

Nicola J. Petty	2011	Neuromusculoskeletal Examination and Assessment: A Handbook for Therapists	4	Churchill Livingstone
Nicola J. Petty	2011	Principles of Neuromusculoskeletal Treatment and Management: A Handbook for Therapists	2	Churchill Livingstone
Chad Cook, Eric Hegedus	2011	Orthopedic Physical Examination Tests: An Evidence-Based Approach	2	Prentice Hall
David J. Magee	2007	Orthopedic Physical Assessment	5	Saunders (W.B.) Co Ltd
Chad Cook	2010	Orthopedic Manual Therapy	2	Prentice Hall
David Butler	2006	The Sensitive Nervous System	1	OPTP
Michael Shacklock	2008	Clinical Neurodynamics: A New System of Musculoskeletal Treatment	1	Elsevier
Brian Mulligan	2010	Manual Therapy: Nags, Snags, Mwms, Etc.	6	Orthopedic Physical Therapy
Elly Hengeveld, Kevin Banks	2005	Maitland's Peripheral Manipulation	4	Butterworth-Heinemann Ltd
Shirley Sahrmann	2001	Diagnosis and Treatment of Movement Impairment Syndromes	1	Mosby
Mark Commerford Sarah Mottram	2012	Kinetic Control	1	Elsevier

ARTICLES						
Author	Title	Journal	Vol	Year	Pages	Commentary
Ho CY, Sole G, Munn J.	The effectiveness of manual therapy in the management of musculoskeletal disorders of the shoulder: a systematic review.	Manual Therapy	14(5)	2009	463-74	
Camarinos J, Marinko L.	Effectiveness of manual physical therapy for painful shoulder conditions: a systematic review.	J Man Manip Ther.	17(4)	2009	206-15	
Ellenbecker TS, Cools A.	Rehabilitation of shoulder impingement syndrome and rotator cuff injuries: an evidence-based review.	Br J Sports Med.	44(5)	2010	319-27	
Kelley MJ, McClure PW, Leggin BG.	Frozen shoulder: evidence and a proposed model guiding rehabilitation.	J Orthop Sports Phys Ther.	39(2)	2009	135-48	
Lewis JS.	Rotator cuff tendinopathy/subacromial impingement syndrome: is it	Br J Sports Med.	43(4)	2009	259-64	

 <p>escoles universitàries gimbernat i Tomàs Cerdà ADSCRITA A LA UPMIB</p>	MASTER'S DEGREE IN OSTEOPATHY COURSE GUIDE	EUIF GIMBERNAT Physiotherapy
-------------------------------------------------------------------------------------------------------------------------------------------------------------------------	-------------------------------------------------------------	----------------------------------------


	time for a new method of assessment?					
Schellingerhout JM, Verhagen AP, Thomas S, Koes BW.	Lack of uniformity in diagnostic labeling of shoulder pain: time for a different approach.	Man Ther.	13(6)	2008	478-83	
Struyf F, Nijs J, Mottram S, Roussel NA, Cools AM, Meeusen R.	Clinical assessment of the scapula: a review of the literature.	Br J Sports Med.	[Epub ahead of print]	2012	[Epub ahead of print]	
Myer CA, Hegedus EJ, Tarara DT, Myer DM.	A user's guide to performance of the best shoulder physical examination tests	Br J Sports Med.	[Epub ahead of print]	2013	[Epub ahead of print]	
Hegedus EJ, Goode AP, Cook CE, Michener L, Myer CA, Myer DM, Wright AA.	Which physical examination tests provide clinicians with the most value when examining the shoulder? Update of a systematic review with meta-analysis of individual tests.	Br J Sports Med.	46(14)	2012	964-78	
Coombes BK, Bisset L, Vicenzino B.	A new integrative model of lateral epicondylalgia.	Br J Sports Med.	43(4)	2009	252-8	
Vicenzino B	Lateral epicondylalgia: a musculoskeletal physiotherapy perspective	Manual Therapy	8 (2)	2003	66-79	
Brantingham JW, Cassa TK, Bonnefin D, Pribicevic M, Robb A, Pollard H, Tong V, Korporaal C.	Manipulative and Multimodal Therapy for Upper Extremity and Temporomandibular Disorders: A Systematic Review. 2013 May 20	J Manipulative Physiol Ther.	[Epub ahead of print]	2013	[Epub ahead of print]	
Brantingham JW, Bonnefin D, Perle SM, Cassa TK, Globe G, Pribicevic M, Hicks M, Korporaal C.	Manipulative therapy for lower extremity conditions: update of a literature review.	J Manipulative Physiol Ther.	35(2)	2012	127-66	
Nunes GS, Stapait EL, Kirsten MH, de Noronha M, Santos GM.	Clinical test for diagnosis of patellofemoral pain syndrome: Systematic review with meta-analysis.	Phys Ther Sport.	14(1)	2013	54-9	
Cook C, Mabry L, Reiman MP, Hegedus EJ.	Best tests/clinical findings for screening and diagnosis of patellofemoral pain syndrome: a systematic review.	Physiotherapy.	98(2)	2012	93-100	
Hegedus EJ, Cook C, Hasselblad V, Goode A, McCrory DC.	Physical examination tests for assessing a torn meniscus in the knee: a systematic review with meta-analysis. 2007 Sep;37(9):541-50	J Orthop Sports Phys Ther.	37(9)	2007	541-50	
Young D, Papp S, Giachino A.	Physical examination of the wrist.	Hand Clin.	26(1)	2010	21-36	

BIBLIOGRAPHY AND WEB LINKS / COMPLEMENTARY SOURCES OF INFORMATION

Books					
Author/s	Year	Title	Edition	Place	Publisher
MARTÍNEZ HERNÁNDEZ, A	2008	Antropología médica. Teorías sobre la cultura, el poder y la enfermedad	1st	BARCELONA	ANTHROPOS
PERA, C.	2006	Pensar desde el cuerpo. Ensayo sobre la corporeidad	1st	MADRID	TRISCATELA
PERDIGUERO, E. and COMELLES, J.M	2000	Medicina y Cultura. Estudios entre la Antropología y la Medicina	1st	BARCELONA	BELLATERRA
SENNETT, R.	2002	Flesh and Stone: The Body and the City in Western Civilization	1st	NEW YORK	NORTON
TURNER, V	1967	The forest of symbols	1st	NEW YORK	Cornell University Press
Rozman C.	2012	Medicina Interna		BARCELONA	ELSEVIER
García Conde, Merino Sánchez, González Macías.	2012	Patología General		NEW YORK	MARBAN
Ankel	2000	Primate anatomy			Academic Press
Aiello-Dean	1990	An introduction to human evolutionary anatomy			Academic Press
Llusá M, Merí À, Ruano D.	2004	Manual y atlas fotográfico de anatomía del aparato locomotor	1st	New York	Editorial Médica Panamericana
Kapandji IA.	1974	Cuadernos de fisiología articular	2nd	Barcelona	Toray-Masson
Schünke M, Schulte E, Schumacher U	2005	Prometheus. Texto y atlas de anatomía.	1st	Madrid	Editorial Médica Panamericana
Rouvière H, Delmas A.	1999	Anatomía humana descriptiva, topográfica y funcional	10th	Barcelona	Masson
Rohen JW, Yokochi C.	1989	Atlas fotográfico de anatomía humana	2nd	Barcelona	Ediciones Doyma
Chevrot A	2000	Diagnóstico por la imagen de las afecciones del pie			Elsevier
Recondo J.A	2001	Resonancia Magnética en el tobillo-pie			Diaz de Santos
Recondo J A	2007	Muñeca-Mano. Diagnóstico por la imagen. Énfasis en la RM			Diaz de Santos
J. L. del Cura, S. Pedraza, A. Gayete	2009	Radiología esencial			Médica Panamericana
Adam Greenspan	2000	Orthopedic radiology	3rd		Lippincott Williams and Wilkins
Stoller DW	2004	Diagnostic Imaging: Orthopaedics			Amirsys
Sans N., Lapèque F		Ecografía musculoesquelética			Elsevier-Masson
Sans N., Lapèque F	2006	Huesos y Articulaciones en Imágenes Radiológicas	3rd		Elsevier

MODULE TIMETABLE

This information will be available on the virtual campus to students enrolled on this module.

	MASTER'S DEGREE IN OSTEOPATHY COURSE GUIDE	EUIF GIMBERNAT Physiotherapy
-----------------------------------------------------------------------------------	-------------------------------------------------------------	----------------------------------------

GENERAL INFORMATION

MODULE INFORMATION

Module 2	OSTEOPATHIC THEORY AND TECHNOLOGY OF THE LOCOMOTIVE SYSTEM II		
Code	44299	Academic year	2021-22
ECTS credits	12	Module type	Compulsory
Year	1	Term	1
Timetable	Available to students enrolled on this module via the virtual campus		
Teaching language	Spanish		

FACULTY DATA

- Module leader

Professor's Name	SERGIO CARRELERO CAMPS
Email	sergio.carrelero@eug.es
Tutorial Schedule	To be Arranged

- Other faculty data:

Professor's Name	RICARD TUTUSAUS HOMS
Email	ricard.tutusaus@eug.es
Tutorial Schedule	To be Arranged

Professor's Name	LUÍS DEL PINO DÍAZ
Email	luis.delpino@eug.es
Tutorial Schedule	To be Arranged

Professor's Name	CESAR MAZÓN GODINO
Email	cesar.mazon@eug.es
Tutorial Schedule	To be Arranged

PREREQUISITES

- There are no official prerequisites

MODULE CONTEXTUALIZATION

Theoretical-practical module dedicated to the acquisition of concepts and the learning of procedures targeting capsular ligaments and myofascial soft tissue structures. Analyse their function and the repercussions that disorders of these structures may have on local, regional or general statics and dynamics. Clinical reasoning and usefulness as part of a global osteopathic treatment.

COMPETENCIES AND LEARNING OUTCOMES

Specific Competencies

Competency	E01. Demonstrate knowledge of the sciences, models, techniques and instruments upon which osteopathy is based and developed
Learning outcomes	E01.01 Understand the theory and techniques of the joints, capsular ligaments and myofascial soft tissues.
Competency	E02. Evaluate the patient/person from an osteopathy point of view with the aim of determining the appropriateness of intervention within the framework of osteopathy.
Learning outcomes	E02.01 Evaluate the patient for the application of techniques of the joints, capsular ligaments and myofascial soft tissues.
Competency	E03. Produce an osteopathic diagnosis of the disorders and/or dysfunctions of different systems and organs.
Learning outcomes	E03.01. Propose a hypothetical diagnosis in accordance with the structural examination.
Competency	E04. Design an osteopathic intervention plan adjusted to the clinic and the needs of the patient/person.
Learning outcomes	E04.01 Produce an intervention plan using techniques of the joints, capsular ligaments and myofascial soft tissues.
Competency	E05. Apply different osteopathic procedures, methods and treatment techniques appropriate to the clinic and the needs of the patient.
Learning outcomes	E05.01. Treat a patient using techniques of the joints, capsular ligaments and myofascial soft tissues.

General/Transversal Competencies

Competency	GT01. Analyse, synthesise and make decisions in a given clinical situation.
Learning outcomes	GT01.01. Revise the physiological and biomechanical foundations upon which osteopathic capsular ligament and myofascial techniques are based.

	MASTER'S DEGREE IN OSTEOPATHY COURSE GUIDE	EUIF GIMBERNAT Physiotherapy
-----------------------------------------------------------------------------------	-------------------------------------------------------------	----------------------------------------

Competency	GT02. Individually and collectively solve problems and adapt to the new situations that arise in professional practice.
Learning outcomes	GT02.01. Manage the resolution of problems presented in the classroom.

Basic Competencies


Competency	CB06. Possess and understand knowledge that provides a basis or opportunity for originality in the development and/or application of ideas, often in a research context.
Competency	CB07. Students should know how to apply acquired knowledge and their problem-solving ability in new or relatively unknown environments within broader (or multidisciplinary) contexts related to their area of study
Competency	CB08. Students should be able to integrate knowledge and tackle the complexity of making judgements based on information that may be incomplete or limited and includes reflections on the social and ethical responsibilities associated with the application of their knowledge and judgements
Competency	CB10. Students should possess the learning skills that enable them to continue studying in a manner that is largely self-guided or autonomous.

CONTENTS

<ol style="list-style-type: none"> 1. THEORY AND ARTICULAR TECHNIQUES OF SOFT TISSUES FROM CAPSULES AND LIGAMENTS 2. MYOFASCIAL THEORY AND TECHNIQUE I 3. OSTEOPATHIC FUNCTIONAL THEORY AND TECHNIQUE I 4. GENERAL OSTEOPATHIC TREATMENT (GOT)

TEACHING METHODOLOGY AND FORMATIVE ACTIVITIES

<p><u>DIRECTED ACTIVITIES:</u></p> <ul style="list-style-type: none"> • Theoretical lectures providing the theoretical foundations for the functional evaluation of the patient and the choice of different treatment methods based on the diagnosis and clinical reasoning. • Practical lectures during which the lecturer will carry out the different techniques on a model. • Presentation and resolution of clinical cases. Clinical cases from which the students should propose an assessment, treatment and clinical reasoning. <p><u>SUPERVISED ACTIVITIES:</u></p> <ul style="list-style-type: none"> • Practical activities by students, under the supervision of the lecturer, in order to apply the different techniques that have been presented.


	MASTER'S DEGREE IN OSTEOPATHY COURSE GUIDE	EUIF GIMBERNAT Physiotherapy
-----------------------------------------------------------------------------------	-------------------------------------------------------------	----------------------------------------

- **Tutorials** to monitor tasks.

SELF-DIRECTED ACTIVITIES:

- **Gathering and processing information**
- **Activities on the virtual campus**
- **Personal study** to organise notes and prepare for examinations.
- **Reading of additional material** assessed through written tests

TYPE OF ACTIVITY	ACTIVITY	LEARNING OUTCOMES	HOURS OF STUDENT DEDICATION
Directed activities	Theoretical-practical presentations and resolution of cases with ICT support	E01.01, E02.01, E03.01, E04.01, E05.01, GT01.01, GT02.01	114
Supervised activities	Practical, individual or collective activities	E01.01, E02.01, E03.01, E04.01, E05.01, GT02.01	36
	Follow-up tutorials		
Self-directed activities	Autonomous work by the student.	E01.01, E02.01, E03.01, E04.01, GT01.01	150
TOTAL HOURS			300

	MASTER'S DEGREE IN OSTEOPATHY COURSE GUIDE	EUIF GIMBERNAT Physiotherapy
-----------------------------------------------------------------------------------	-------------------------------------------------------------	----------------------------------------

ASSESSMENT

- Evaluation of the knowledge acquired in class through continuous assessment multiple choice examinations on the virtual campus for each subject in the module. 20% of the overall mark.
- Practical examinations to evaluate the student's manual exploration and treatment techniques and clinical reasoning in patient management. 70% of the overall mark.
- Attendance and participation in class. 10% of the overall mark.

The following conditions must be met in order to pass the module:

- Pass each of the module subjects with an average mark of 5.
- Attend 100% of all taught classes (absences of up to 20% will be permitted for justified causes).
- Achieve an overall module mark of 5 or above,

All assessment activities can be resat.

Remark procedure: consult the center's assessment policy.

Any student who does not complete the programmed assessments or any of the formative activities that are deemed compulsory will be considered NON ASSESSABLE.


ASSESSMENT ACTIVITIES	PERCENTAGE OF THE FINAL MARK	LEARNING OUTCOMES	HOURS OF STUDENT DEDICATION
Theory exams Continuous assessment Moodle	20%	E01.01, E02.01, E03.01, E04.01, GT01.01	1
Individual practical exams	70%	E01.01, E02.01, E03.01, E04.01, E05.01, GT02.01	1
Attendance and active participation in class	10%	-	-
TOTAL HOURS			2

	MASTER'S DEGREE IN OSTEOPATHY COURSE GUIDE	EUIF GIMBERNAT Physiotherapy
-----------------------------------------------------------------------------------	-------------------------------------------------------------	----------------------------------------

BIBLIOGRAPHY AND WEB LINKS / BASIC SOURCES OF INFORMATION


BOOKS					
Author/s	Year	Title	Edition	Place	Publisher
Simons DG, Travell JG, Simons LS	1999	Myofascial Pain and Dysfunction: The Trigger Point Manual Upper half of body 2 ed.	2nd	Baltimore	Lippincott Williams & Wilkins
Travell JG, Simons DG.	1993	Myofascial Pain and Dysfunction: The Trigger Point Manual The lower extremities	1st	London	Lippincott Williams & Wilkins
Mayoral O, Salvat I, eds.	2013	Fisioterapia Invasiva del Síndrome de dolor miofascial	1st	Madrid	Médica Panamericana
Chaitow Leon	1980	Neuro-muscular technique		Wellingborough	
Chaitow Leon	2001	Palpation Skills: Assessment and Diagnosis		New York	McGrawHill
Kalterborn	2004	Fisioterapia manual	2nd	Madrid	McGrawHill
Mitchell Fred.L	1995	The muscle energy manual		Michigan	McNaughton&Gunn, inc Saline Paidotribo
Serge Paoletti		Las fascias			
Eric Hebgén		Osteopatía Visceral			McGrawHill
Andrej Pilat		Inducción Miofascial			McGrawHill
V.Smith-Agreda		Principios de anatomo-fisio-patología			Paidotribo
Myers, T.W		Anatomy Trains Myofascial Meridians for Manual and Movement Therapists			Elsevier
Perlemuter L, Waligora J		Cahiers d'anatomie			Masson
Françoise Hématy-Vasseur	2009	Le TOG	1	France	Sully
J.M. Littlejohn	1998	On principles of osteopathy	1	Maidstone	JWCCO
J.M. Littlejohn	2010	The pathology of the osteopathic lesion	1	Maidstone	JWCCO
AT Still		Osteopathy research and practice	1	US	American academy of Osteopathy
J Wernham	1998		1	Maidstone	JWCCO
T Dummer	1999	Lectures on osteopathy	1	UK	Jo Tom Publications
		Textbook of osteopathy			

ARTICLES						
Author	Title	Journal	Vol	Year	Pages	Commentary
Various	Monográfico SDM	Fisioterapia	27(2)	2005		Although it is an old text, it is beneficial to students who aren't able to read other suggested articles in English.

 <p>escoles universitàries gimbernat i Tomàs Cerdà</p> <p>ADSCRITA A LA UPMB</p>	<p>MASTER'S DEGREE IN OSTEOPATHY</p> <p>COURSE GUIDE</p>	<p>EUIF GIMBERNAT</p> <p>Physiotherapy</p>
---------------------------------------------------------------------------------------------------------------------------------------------------------------------------	------------------------------------------------------------------------	---------------------------------------------------

MODULE TIMETABLE

This information will be available on the virtual campus to students enrolled on this module.

	MASTER'S DEGREE IN OSTEOPATHY COURSE GUIDE	EUIF GIMBERNAT Physiotherapy
-----------------------------------------------------------------------------------	-------------------------------------------------------------	----------------------------------------

GENERAL INFORMATION

MODULE INFORMATION

Module 3	OSTEOPATHIC THEORY AND TECHNOLOGY OF THE LOCOMOTIVE SYSTEM III		
Code	44300	Academic year	2021-22
ECTS credits	6	Module type	Compulsory
Year	1	Term	2
Timetable	Available to students enrolled on this module via the Virtual Campus		
Teaching language	Spanish		

FACULTY DATA

- Module leader

Professor's Name	JOAN PARERA TURULL
Email	joan.parera@eug.es
Tutorial Schedule	To be Arranged

- Other faculty data

Professor's Name	MARIA NEUS CIURANA MAYNEGRE
Email	marianeus.ciurana@eug.es
Tutorial Schedule	To be Arranged

Professor's Name	ALBERT CLARÀ VELASCO
Email	albert.clara@eug.es
Tutorial Schedule	To be Arranged

PREREQUISITES

- There are no official prerequisites

MODULE CONTEXTUALIZATION

The objective of this module is the acquisition of current theoretical knowledge on the semiology of each of the clinical syndromes that affect the cervical, thoracic and lumbar spine and the pelvis.

Fundamental aspects such as anatomy and clinical biomechanics, aetiology, pathophysiology will be reviewed, as well as current treatment approaches. In this module, specific clinical reasoning will be developed around the most common clinical patterns of the spinal column. One relevant aspect of this module is the demonstration of current evidence of the treatment of clinical syndromes of the spine with the application of osteopathic techniques and specific therapeutic exercises.

This module will review existing knowledge of the pathology of the different joint systems of the cervical spine, such as cervical and lumbar discogenic pain, cervical and lumbar radiculopathy, facet syndrome, instability in both the lumbar and cervical regions, clinical syndromes of the thoracic region, pathology of the sacroiliac joints of the pelvis, cervicogenic headaches, as well as the alarm signs or the red flags indicating serious pathology that contraindicate the manual treatment of the patient.

COMPETENCIES AND LEARNING OUTCOMES

Specific Competencies

Competency	E02. Evaluate the patient/person from an osteopathy point of view with the aim of determining the appropriateness of intervention within the framework of osteopathy.
Learning outcomes	E02.01. Evaluate the structure and function of the spinal column, thoracic cavity and pelvis.

Competency	E03. Produce an osteopathic diagnosis of the disorders and/or dysfunctions of different systems and organs.
Learning outcomes	E03.01 Propose a hypothetical osteopathic diagnosis of the disorders/dysfunctions of the spinal column, thoracic cavity and pelvis.

Competency	E04. Design an osteopathic intervention plan adjusted to the clinic and the needs of the patient/person.
Learning outcomes	E04.01 Produce an osteopathic intervention plan for the spinal column, thoracic cavity and pelvis.

General/Transversal Competencies

Competency	GT01. Analyse, synthesise and make decisions in a given clinical situation.
Learning outcomes	GT01.01 Revise the physiological and biomechanical foundations upon which osteopathic techniques for the spinal column, thoracic cavity and pelvis are based.

Competency	GT02. Individually and collectively solve problems and adapt to the new situations that arise in professional practice.
Learning outcomes	GT.02.01 Manage the resolution of problems presented in the classroom.

Basic Competencies


Competency	CB06. Possess and understand knowledge that provides a basis or opportunity for originality in the development and/or application of ideas, often in a research context.
-------------------	--------------------------------------------------------------------------------------------------------------------------------------------------------------------------

 <p>escoles universitàries gimbernat i Tomàs Cerdà</p> <p>ADSCRITA A LA UPMIB</p>	MASTER'S DEGREE IN OSTEOPATHY COURSE GUIDE	EUIF GIMBERNAT Physiotherapy
----------------------------------------------------------------------------------------------------------------------------------------------------------------------------	-------------------------------------------------------------	----------------------------------------

Competency	CB07. Students should know how to apply acquired knowledge and their problem-solving ability in new or relatively unknown environments within broader (or multidisciplinary) contexts related to their area of study
Competency	CB08. Students should be able to integrate knowledge and tackle the complexity of making judgements based on information that may be incomplete or limited and includes reflections on the social and ethical responsibilities associated with the application of their knowledge and judgements
Competency	CB10. Students should possess the learning skills that enable them to continue studying in a manner that is largely self-guided or autonomous.

CONTENTS

<ol style="list-style-type: none"> 1. FUNCTIONAL ANATOMY II 2. SEMIOLOGY II 3. CLINICAL SYNDROMES OF THE SPINAL COLUMN, THORACIC CAVITY AND PELVIS

	MASTER'S DEGREE IN OSTEOPATHY COURSE GUIDE	EUIF GIMBERNAT Physiotherapy
-----------------------------------------------------------------------------------	-------------------------------------------------------------	----------------------------------------

TEACHING METHODOLOGY AND FORMATIVE ACTIVITIES

DIRECTED ACTIVITIES:

- **Theoretical lectures** providing the theoretical foundations for the functional evaluation of the patient and the choice of different treatment methods based on the diagnosis and clinical reasoning.
- **Presentation and resolution of clinical cases.** Clinical cases from which the students should propose an assessment, treatment and clinical reasoning.

SUPERVISED ACTIVITIES:

- **Tutorials** to monitor tasks.

SELF-DIRECTED ACTIVITIES:

- **Gathering and processing information**
- **Activities on the virtual campus**
- **Personal study** to organise notes and prepare for examinations.
- **Reading of additional material** assessed through written tests

TYPE OF ACTIVITY	ACTIVITY	LEARNING OUTCOMES	HOURS OF STUDENT DEDICATION
Directed activities	Theoretical-practical presentations and resolution of cases with ICT support	E02.01, E03.01, E04.01, GT01.01, GT02.01	50
Supervised activities	Practical, individual or collective activities	E02.01, E03.01, E04.01GT02.01	25
	Follow-up tutorials		
Self-directed activities	Autonomous work by the student	E02.01, E03.01, E04.01, GT01.01	75
TOTAL HOURS			150

ASSESSMENT

- Evaluation of the knowledge acquired in class through continuous assessment multiple choice examinations on the virtual campus for each subject in the module. 50% of the overall mark
- Practical examinations to evaluate the student's manual exploration techniques and clinical reasoning in patient management. 40% of the overall mark.
- Attendance and active participation in class. 10% of the overall mark.

The following conditions must be met in order to pass the module:

- Pass all blocks with an average mark of 5.
- Attend 100% of all taught classes (absences of up to 20% will be permitted for justified causes).
- Achieve an overall module mark of 5 or above.

All assessment activities can be resat.

Remark procedure: consult the center's assessment policy.

Any student who does not complete the programmed assessments or any of the formative activities that are deemed compulsory will be considered NON ASSESSABLE.

ASSESSMENT ACTIVITIES	PERCENTAGE OF THE FINAL MARK	LEARNING OUTCOMES	HOURS OF STUDENT DEDICATION
Theory exams Continuous assessment Moodle	50%	E02.01, E03.01, E04.01, GT01.01	0.5
Individual practical exams	40%	E02.01, E03.01, E04.01, GT02.01	0.5
Attendance and active participation in class	10%	-	-
TOTAL HOURS			1

BIBLIOGRAPHY AND WEB LINKS / BASIC SOURCES OF INFORMATION

Books					
Author/s	Year	Title	Edition	Place	Publisher
Ankel	2000	Primate anatomy			Academic Press
Aiello-Dean	1990	An introduction to human evolutionary anatomy			Academic Press
Llusà M, Merí À, Ruano D.	2004	Manual y atlas fotográfico de anatomía del aparato locomotor	1st	Madrid	Editorial Médica Panamericana
Kapandji IA.	1974	Cuadernos de fisiología articular	2nd	Wellingborough	Toray-Masson
Schünke M, Schulte E, Schumacher U	2005	Prometheus. Texto y atlas de anatomía.	1st	Madrid	Editorial Médica Panamericana
Rouvière H, Delmas A.	1999	Anatomía humana descriptiva, topográfica y funcional	10th	Barcelona	Masson
Rohen JW, Yokochi C.	1989	Atlas fotográfico de anatomía humana	2nd	Barcelona	Ediciones Doyma
Chevrot A	2000	Diagnóstico por la imagen de las afecciones del pie			Elsevier
Recondo J.A	2001	Resonancia Magnética en el tobillo-pie			Diaz de Santos
Recondo J A	2007	Muñeca-Mano. Diagnóstico por la imagen. Énfasis en la RM			Diaz de Santos
J. L. del Cura, S. Pedraza, A. Gayete	2009	Radiología esencial			Médica Panamericana
Adam Greenspan	2000	Orthopedic Radiology	3rd		Lippincott Williams and Wilkins
Stoller DW	2004	Diagnostic Imaging: Orthopaedics			Amirsys
Sans N., Lapèque F		Ecografía musculoesquelética			Elsevier
Sans N., Lapèque F	2000	Huesos y Articulaciones en Imágenes Radiológicas	3rd		Elsevier
Torres-Cueco R.	2008	La Columna Cervical: Evaluación Clínica y Aproximaciones Terapéuticas.		Madrid	Médica Panamericana
Delmas, A.	1992	Vías y Centros Nerviosos	Ed. 1992		Masson
Petty, NJ.	2001	Neuromusculoskeletal Examination and Assessment: A Handbook for Therapists			Churchill Livingstone
Bogduk, N.	2005	Clinical Anatomy of the Lumbar Spine And Sacrum	4th		Elsevier
Dutton M.	2002	Manual Therapy of the Spine: an integrated approach			Mc Graw Hill
Jone, MA, Rivett DA	2004	Clinical reasoning for manual therapists			Butterwoth Heinemann
Hall, J. Guyton & Hall	2011	Tratado de fisiología médica	Ed. 2011		Elsevier
Beeton KS	2003	Manual Therapy Masterclasses: the vertebral column			Elsevier
Bogduk N, McGuirl, B.	2006	Management of acute and chronic neck pain: an evidence based approach			Elsevier
Boyling JD, Jull GA.	2004	Modern Manual Therapy: The Vertebral Column	3rd		Elsevier
Adams M, Burton K , Bogduk N, Dolan P.		The Biomechanics of Back Pain	2nd		Churchill Livinstone
Vleeming A, Mooney V, Stoeckart	2007	Movement, Stability & Lumbopelvic Pain: Integration of Research and Therapy	2nd		Elsevier

	MASTER'S DEGREE IN OSTEOPATHY COURSE GUIDE	EUIF GIMBERNAT Physiotherapy
-----------------------------------------------------------------------------------	-------------------------------------------------------------	----------------------------------------

Lee, D.	2011	Pelvic Girdle: An integration of clinical expertise and research	4th	Elsevier
Korr I.	2004	Bases fisiològiques de la osteopatia.	1º	Mandala
Hutson M Ellis R.	2006	Textbook of musculoskeletal medicine	1º	Oxford
Gagey PM, Weber B.	2001	Posturologia: Regulación y alteraciones de la bipedestación.	1º	Elsevier Masson
Snell, R	2003	Neuroanatomía Clínica	Ed 2003	Panamericana
Brousseau, PH	2003	De la Spinologie a l'Ajustement spécifique ostéopathique	1ª	Editions de verlaque
Dudal, F	2001	Contribution à la compréhension des mécaniques ostéopathiques par J.M. Littlejohn	1ª	Ed. Maidstone
Hematy F	2001	Le T.O.G. Du tritement Ostéopathique Général à l'Ajustement du Corps.	1ª	Sully
Fessenmeyer MO	2001	L'os, un élément de diagnostic	1ª	Sully
Favre J-F, Ceccaldi A.	1986	Les Pivots ostéopathiques.	1ª	Masson
Magee, D.	2008	Ortopedia	2ª	McGraw- Hill

MODULE TIMETABLE

This information will be available on the virtual campus to students enrolled on this module.

	MASTER'S DEGREE IN OSTEOPATHY COURSE GUIDE	EUIF GIMBERNAT Physiotherapy
-----------------------------------------------------------------------------------	-------------------------------------------------------------	----------------------------------------

GENERAL INFORMATION

MODULE INFORMATION

Module 4	OSTEOPATHIC THEORY AND TECHNOLOGY OF THE LOCOMOTIVE SYSTEM IV		
Code	44300	Academic year	2021-22
ECTS credits	9	Module type	Compulsory
Year	1	Term	2
Timetable	Available to students enrolled on this module via the virtual campus		
Teaching language	Spanish		

FACULTY DATA

- Module leader

Professor's Name	JOAN PARERA TURULL
Email	joan.parera@eug.es
Tutorial Schedule	To be Arranged

- Other faculty data

Professor's Name	ÁNGELA BELLMUNT FONTANET
Email	angela.bellmunt@eug.es
Tutorial Schedule	To be Arranged


PREREQUISITES

- There are no official prerequisites

MODULE CONTEXTUALIZATION

The objective of this module is to learn the procedures and manual skills for the assessment and osteopathic treatment of the cervical and dorsal spine and thoracic cavity.

Together with the different passive manipulation methods and techniques, active methods such as those targeted at the treatment of instability and improved neuromuscular control of the spinal column will be used.

	MASTER'S DEGREE IN OSTEOPATHY COURSE GUIDE	EUIF GIMBERNAT Physiotherapy
-----------------------------------------------------------------------------------	-------------------------------------------------------------	----------------------------------------

The module addresses the assessment and osteopathic treatment of the different clinical syndromes of the cervical and dorsal spine and thoracic cavity. The procedures for assessing clinical syndromes will include the study of their sensitivity and specificity. Evidence of the effectiveness of each of the treatment techniques used will also be analysed.

COMPETENCIES AND LEARNING OUTCOMES

Specific Competencies

Competency	E01. Demonstrate knowledge of the sciences, models, techniques and instruments upon which osteopathy is based and developed.
Learning outcomes	<p>E01.01. Understand the sciences, models, techniques and instruments upon which the structural osteopathy of the spinal column and thoracic cavity is based.</p> <p>E01.02 Identify the sciences, models, techniques and instruments upon which the structural osteopathy of the cervical spine is based and developed.</p>


Competency	E02. Evaluate the patient/person from an osteopathy point of view with the aim of determining the appropriateness of intervention within the framework of osteopathy.
Learning outcomes	<p>E02.01 Evaluate the structure and function of the dorsal spine and thoracic cavity.</p> <p>E02.02 Evaluate the structure and function of the cervical spine.</p>

Competency	E03. Produce an osteopathic diagnosis of the disorders and/or dysfunctions of different systems and organs.
Learning outcomes	<p>E03.01 Present a hypothetical osteopathic diagnosis of the disturbances/dysfunctions of the dorsal spine and thoracic cavity.</p> <p>E03.02 Present a hypothetical osteopathic diagnosis of the disturbances/dysfunctions of the cervical spine.</p>

Competency	E04. Design an osteopathic intervention plan for the disorders and/or dysfunctions adjusted to the clinic and the needs of the patient/person.
Learning outcomes	<p>E04.01 Produce an osteopathic intervention plan for the dorsal spine and thoracic cavity.</p> <p>E.04.02. Produce an osteopathic intervention plan for the cervical spine.</p>

Competency	E05. Apply different osteopathic procedures, methods and treatment techniques appropriate to the clinic and the needs of the patient.
Learning outcomes	<p>E05.01 Treat the dorsal spine and thoracic cavity using manipulative techniques of the soft tissue and joints.</p> <p>E05.02. Treat the cervical spine using manipulative techniques of the soft tissue and joints.</p>

Competency	E06. Make decisions regarding the indication, progression, modifications and/or completion of an osteopathic intervention and, if necessary, referring the patient to another professional.
-------------------	---------------------------------------------------------------------------------------------------------------------------------------------------------------------------------------------

	MASTER'S DEGREE IN OSTEOPATHY COURSE GUIDE	EUIF GIMBERNAT Physiotherapy
-----------------------------------------------------------------------------------	-------------------------------------------------------------	----------------------------------------

Learning outcomes	E06.01. Detect the unfavourable evolution of the treatment of the dorsal and cervical spine and thoracic cavity that will imply the referral of the patient to another health professional.
	E06.02. Adapt the treatment of the dorsal and cervical spine and thoracic cavity in line with the clinical evolution of the patient.

Competency	E07. Indicate the most appropriate measures for disease prevention in each particular clinical situation.
Learning outcomes	E07.01. Estimate a preventive treatment regimen for the different structures of the dorsal and cervical spine and thoracic cavity according to the patient's condition.

General/Transversal Competencies

Competency	GT01. Analyse, synthesise and make decisions in a given clinical situation.
Learning outcomes	GT01.01. Revise the physiological and biomechanical foundations upon which osteopathic techniques for the spinal column, thoracic cavity and pelvis are based.


Competency	GT02. Individually and collectively solve problems and adapt to the new situations that arise in professional practice.
Learning outcomes	GT02.01 Manage the resolution of problems presented in the classroom.

Basic Competencies

Competency	CB06. Possess and understand knowledge that provides a basis or opportunity for originality in the development and/or application of ideas, often in a research context.
Competency	CB07. Students should know how to apply acquired knowledge and their problem-solving ability in new or relatively unknown environments within broader (or multidisciplinary) contexts related to their area of study
Competency	CB08. Students should be able to integrate knowledge and tackle the complexity of making judgements based on information that may be incomplete or limited and includes reflections on the social and ethical responsibilities associated with the application of their knowledge and judgements
Competency	CB10. Students should possess the learning skills that enable them to continue studying in a manner that is largely self-guided or autonomous.

CONTENTS

1. CLINICAL APPROACH AND PHYSICAL EVALUATION OF THE CERVICAL AND DORSAL SPINE AND THE THORACIC CAVITY
2. OSTEOPATHIC MANUAL THERAPY OF THE CERVICAL AND DORSAL SPINE AND THE THORACIC CAVITY
3. SEMIOLOGY III

	MASTER'S DEGREE IN OSTEOPATHY COURSE GUIDE	EUIF GIMBERNAT Physiotherapy
-----------------------------------------------------------------------------------	-------------------------------------------------------------	----------------------------------------

TEACHING METHODOLOGY AND FORMATIVE ACTIVITIES

DIRECTED ACTIVITIES:

- **Theoretical lectures** providing the theoretical foundations for the functional evaluation of the patient and the choice of different treatment methods based on the diagnosis and clinical reasoning.
- **Practical lectures** during which the lecturer will carry out the different techniques on a model.
- **Presentation and resolution of clinical cases.** Clinical cases from which students should propose an assessment, treatment and clinical reasoning.


SUPERVISED ACTIVITIES:

- **Practical activities by students**, under the supervision of the lecturer, in order to apply the different techniques that have been presented.
- **Tutorials** to monitor tasks.

SELF-DIRECTED ACTIVITIES:

- **Gathering and processing information**
- **Activities on the virtual campus**
- **Personal study** to organise notes and prepare for examinations.
- **Reading of additional material** assessed through written tests

TYPE OF ACTIVITY	ACTIVITY	LEARNING OUTCOMES	HOURS OF STUDENT DEDICATION
Directed activities	Theoretical-practical presentations and resolution of cases with ICT support	E01.01, E01.02, E02.01, E02.02, E03.01, E03.02, E04.01, E04.02, E05.01, E05.02, E06.01, E06.02, E07.01, GT01.01, GT02.01	72
Supervised activities	Practical activities by students	E01.01, E01.02, E02.01, E02.02, E03.01, E03.02, E04.01, E04.02, E05.01, E05.02, E06.01, E06.02, E07.01, GT02.01	39
	Monitoring tutorials	GT01.01 GT02.01	1
Self-directed activities	Research, information processing and self-study work.	E01.01, E02.01, E02.02, E03.01, E03.02, E04.01, E04.02, E06.01, E06.02, E07.01, GT01.01	113
TOTAL HOURS			225

	MASTER'S DEGREE IN OSTEOPATHY COURSE GUIDE	EUIF GIMBERNAT Physiotherapy
-----------------------------------------------------------------------------------	-------------------------------------------------------------	----------------------------------------

ASSESSMENT

- Evaluation of the knowledge acquired in class through continuous assessment multiple choice examinations on the virtual campus for each subject in the module. 25% of the overall mark.
- Practical examinations to evaluate the student's manual exploration and treatment techniques and clinical reasoning in patient management. 65% of the overall mark.
- Attendance and active participation in class. 10% of the overall mark.

The following conditions must be met in order to pass the module:


- Pass all blocks with an average mark of 5.
- Attend 100% of all taught classes (absences of up to 20% will be permitted for justified causes)
- Achieve an overall module mark of 5 or above,

All assessment activities can be resat.

Remark procedure: consult the center's assessment policy.


Any student who does not complete the programmed assessments or any of the formative activities that are deemed compulsory will be considered NON ASSESSABLE.

ASSESSMENT ACTIVITIES	PERCENTAGE OF THE FINAL MARK	LEARNING OUTCOMES	HOURS OF STUDENT DEDICATION
Theory exams Continuous assessment Moodle	25%	E01.01, E02.01, E02.02, E03.01, E03.02, E04.01, E04.02, E06.01, E06.02, E07.01, GT01.01	1
Individual practical exams	65%	E01.01, E02.01, E02.02, E03.01, E03.02, E04.01, E04.02, E05.01, E05.02, E06.01, E06.02, E07.01, GT02.01	1
Attendance and active participation in class	10%	-	-
TOTAL HOURS			2

	MASTER'S DEGREE IN OSTEOPATHY COURSE GUIDE	EUIF GIMBERNAT Physiotherapy
-----------------------------------------------------------------------------------	-------------------------------------------------------------	----------------------------------------

BIBLIOGRAPHY AND WEB LINKS / BASIC SOURCES OF INFORMATION

BOOKS				
Author/s	Year	Title	Edition	Publisher
Torres-Cueco R.	2008	La Columna Cervical: Evaluación Clínica y Aproximaciones Terapéuticas	Madrid	Médica Panamericana
Torres-Cueco R.	2008	La Columna Cervical: Síndromes Clínicos y su Tratamiento Manipulativo	Madrid	Médica Panamericana
Petty, NJ.	2001	Neuromusculoskeletal Examination and Assessment: A Handbook for Therapists		Churchill Livingstone
Bogduk, N.	2005	Clinical Anatomy of the Lumbar Spine And Sacrum	4th	Elsevier
Dutton M.	2002	Manual Therapy of the Spine: an integrated approach		Mc Graw Hill
Jone, MA, Rivett DA	2004	Clinical reasoning for manual therapists		Butterworth Heinemann
Cleland J.	2006	Netter's Orthopaedic Clinical Examination An Evidence-based Approach		Elsevier
Beeton KS	2003	Manual Therapy Masterclasses: the vertebral column		Elsevier
Bogduk N, McGuirl, B.	2006	Management of acute and chronic neck pain: an evidence based approach		Elsevier
Boyling JD, Jull GA.	2004	Modern Manual Therapy: The Vertebral Column	3rd	Elsevier
Adams M, Burton K , Bogduk N, Dolan P.		The Biomechanics of Back Pain	2nd	Churchill Livingstone
Vleeming A, Mooney V, Stoeckart	2007	Movement, Stability & Lumbopelvic Pain: Integration of Research and Therapy	2nd	Elsevier
Lee, D.	2011	Pelvic Girdle: An integration of clinical expertise and research	4th	Elsevier
American Osteopathic Association.	2012	Foundations of Osteopathic Medicine		Lippincott Williams & Wilkins
Amigues JP.	2005	Compendio de osteopatía. Teoría y práctica.	1st	McGraw-Hill/Interamericana
Bienfait M.	2006	Bases fisiológicas de la terapia manual y la osteopatía		Paidotribo
Cailliet R,	2006	Anatomía funcional biomecánica		Marban
Cailliet R.	1994	Incapacidad y dolor en tejidos blandos	Mexico	El Manual Moderno
Calais, B.	1988	Anatomía para el movimiento		Saint-Etienne, impressions Dumas
Chaitow L.	2000	Palpation skills : assessment and diagnosis through touch		Churchill Livingstone
Clem W. Thompson, R. T. Floyd	2018	Manual of Structural Kinesiology		McGraw-Hill
Cloet E, Ranson G, Schallier F.	2000	La osteopatía práctica		McGraw-Hill
Coux de G, Curtil P.	2002	Tratado de osteopatía estructural		McGraw-Hill
Dvorack J. Dvorack V.	1989	Medicina manual – Diagnostico	Barcelona	Scriba
Dvorack J. Dvorack V.	1989	Medicina manual – Terapéutica	Barcelona	Scriba

	MASTER'S DEGREE IN OSTEOPATHY COURSE GUIDE	EUIF GIMBERNAT Physiotherapy
-----------------------------------------------------------------------------------	-------------------------------------------------------------	----------------------------------------

Derek Field	2004	Anatomy : palpation and surface markings		Butterworth-Heinemann
Fryette HH	1993	Principes de la technique osteopathique	1st	Frison-Roche
Gibbons P	2002	Manipulación de la columna, el torax y la pelvis		Interamericana
Greenman PE	2005	Principles and Practices of Hands on Medicine	3rd	Médica Panamericana
Hoppenfeld Stanley	2019	Physical examination of the spine and extremities	New York	Prentice Hall
Joshua Cleland	2015	Netter's Orthopaedic Clinical Examination An Evidence-based Approach		Elsevier
Kaltenborn FM	2004	Fisioterapia manual en columna	Madrid 2nd	Mc Graw Hill Interamericana
Kapandji IA	2007	The physiology of the joints. Volume 3: the trunk and vertebral column	6th	Churchill Livingstone
Kendall F	2005	Muscles testing and function	5th	Lippincott, Williams & Wilkins
Korr IM	1982	The Physiological Basis Of Osteopathic Medicine		Insight Publishing
Le Corre F., Rageot E.	1995	Manipulaciones vertebrales	Barcelona 2nd	Elsevier
Maitland, G.D.	2006	Maitland Vertebral manipulation	8th	Churchill Livingstone Elsevier
Nigel Palastanga, Derek Field, Roger Soames	2019	Anatomy and human movement: structure and function		Elsevier
Parsons J.	2007	Osteopathy : models for diagnosis, treatment and practice		Churchill Livingstone
Ricard F.	2007	Tratamiento Osteopático de las Algias del Raquis Torácico		Panamericana
Ricard F.	2005	Tratamiento Osteopático de las Algias Lumbopélvicas	Madrid 3rd	Panamericana
Ricard F, Salle J.	2003	Tratado de Osteopatía		Panamericana
Kendall FP	2010	Muscles: testing and function with posture and pain	5th	Marban
Tixa, Serge.	2006	Atlas de anatomia palpatoria. cuello tronco y miembro superior. Tomo 1	1st	Elsevier

MODULE TIMETABLE

This information will be available on the virtual campus to students enrolled on this module.

GENERAL INFORMATION

MODULE INFORMATION

Module 5	OSTEOPATHIC THEORY AND TECHNOLOGY OF THE LOCOMOTIVE SYSTEM V		
Code	44302	Academic year	2021-22
ECTS Credits	12	Module type	Compulsory
Year	1	Term	2
Timetable	Available to students enrolled on this module via the virtual campus		
Teaching language	Spanish		

FACULTY DATA

- Module leader

Professor's Name	FEDERICO MONTERO CUADRADO
Email	federico.montero@eug.es
Tutorial Schedule	To be Arranged

- Other faculty data

Professor's Name	MIGUEL ANGEL GALAN MARTIN
Email	miguel.galan@eug.es
Tutorial Schedule	To be Arranged

PREREQUISITES


- There are no official prerequisites

MODULE CONTEXTUALIZATION

The objective of this module is to learn the procedures and manual skills for the evaluation and osteopathic treatment of the lumbar spine and pelvis.

Together with the different passive manipulation methods and techniques, active methods such as those targeted at the treatment of instability and improved neuromuscular control of the spinal column will be used.

The module addresses the evaluation and osteopathic treatment of the different clinical syndromes of the lumbar spine and pelvis. The procedures for assessing clinical syndromes will include the study of

	MASTER'S DEGREE IN OSTEOPATHY COURSE GUIDE	EUIF GIMBERNAT Physiotherapy
-----------------------------------------------------------------------------------	-------------------------------------------------------------	----------------------------------------

their sensitivity and specificity. Evidence of the effectiveness of each of the treatment techniques used will also be analysed.

COMPETENCIES AND LEARNING OUTCOMES

Specific Competencies

Competency	E01. Demonstrate knowledge of the sciences, models, techniques and instruments upon which osteopathy is based and developed.
Learning outcomes	<p>E01.01. E01.01 Identify and describe the sciences, models, techniques and instruments upon which structural osteopathy of the lumbar spine is developed.</p> <p>E01.02 Identify the sciences, models, techniques and instruments upon which structural osteopathy of the pelvis is developed.</p>
Competency	E02. Evaluate the patient/person from an osteopathy point of view with the aim of determining the appropriateness of intervention within the framework of osteopathy.
Learning outcomes	<p>E02.01 Evaluate the structure and function of the lumbar spine.</p> <p>E02.02 Evaluate the structure and function of the pelvis.</p>
Competency	E03. Produce an osteopathic diagnosis of the disorders and/or dysfunctions of different systems and organs.
Learning outcomes	<p>E03.01 Present a hypothetical osteopathic diagnosis of the disturbances/dysfunctions of the lumbar spine.</p> <p>E03.02 Present a hypothetical osteopathic diagnosis of the disturbances/dysfunctions of the pelvis.</p>
Competency	E04. Design an osteopathic intervention plan for the disorders and/or dysfunctions adjusted to the clinic and the needs of the patient/person.
Learning outcomes	<p>E.04.02 Produce an osteopathic intervention plan for the lumbar spine.</p> <p>E.04.02 Produce an osteopathic intervention plan for the pelvis.</p>
Competency	E05. Apply different osteopathic procedures, methods and treatment techniques appropriate to the clinic and the needs of the patient.
Learning outcomes	<p>E05.02 Treat the lumbar spine using manipulative techniques of the soft tissue and joints.</p> <p>E05.02 Treat the pelvis using manipulative techniques of the soft tissue and joints.</p>
Competency	E06. Make decisions regarding the indication, progression, modifications and/or completion of an osteopathic intervention and, if necessary, referring the patient to another professional.
Learning outcomes	<p>E06.01 Detect the unfavourable evolution of the treatment of the lumbar spine and pelvis that will imply the referral of the patient to another health professional.</p> <p>E06.02 Adapt the treatment of the lumbar spine and pelvis in line with the clinical evolution of the patient.</p>

	MASTER'S DEGREE IN OSTEOPATHY COURSE GUIDE	EUIF GIMBERNAT Physiotherapy
-----------------------------------------------------------------------------------	-------------------------------------------------------------	----------------------------------------

Competency	E07 Indicate the most appropriate measures for disease prevention in each particular clinical situation.
Learning outcomes	E07.01 Estimate a preventive treatment regimen for the different structures of the lumbar spine and pelvis according to the patient's condition.

General/Transversal Competencies

Competency	GT01 Analyse, synthesise and make decisions in a given clinical situation.
Learning outcomes	GT01.01 Revise the physiological and biomechanical foundations upon which osteopathic techniques for the lumbar spine and pelvis are based.


Competency	GT02 Individually and collectively solve problems and adapt to the new situations that arise in professional practice.
Learning outcomes	GT02.01 Manage the resolution of problems presented in the classroom.

Basic Competencies

Competency	CB06 Possess and understand knowledge that provides a basis or opportunity for originality in the development and/or application of ideas, often in a research context.
Competency	CB07 Students should know how to apply acquired knowledge and their problem-solving ability in new or relatively unknown environments within broader (or multidisciplinary) contexts related to their area of study
Competency	CB08 Students should be able to integrate knowledge and tackle the complexity of making judgements based on information that may be incomplete or limited and includes reflections on the social and ethical responsibilities associated with the application of their knowledge and judgements
Competency	CB10 Students should possess the learning skills that enable them to continue studying in a manner that is largely self-guided or autonomous.

CONTENTS

1. CLINICAL APPROACH AND PHYSICAL EVALUATION OF THE PELVIS AND LUMBAR SPINE
2. OSTEOPATHIC MANUAL THERAPY OF THE PELVIS AND LUMBAR SPINE

	MASTER'S DEGREE IN OSTEOPATHY COURSE GUIDE	EUIF GIMBERNAT Physiotherapy
-----------------------------------------------------------------------------------	-------------------------------------------------------------	----------------------------------------

TEACHING METHODOLOGY AND FORMATIVE ACTIVITIES

DIRECTED ACTIVITIES:

- **Theoretical lectures** providing the theoretical foundations for the functional evaluation of the patient and the choice of different treatment methods based on the diagnosis and clinical reasoning.
- **Practical lectures** during which the lecturer will carry out the different techniques on a model.
- **Presentation and resolution of clinical cases.** Clinical cases for which the students should propose an assessment, treatment and clinical reasoning.


SUPERVISED ACTIVITIES:

- **Practical activities by students**, under the supervision of the lecturer, in order to apply the different techniques that have been presented.
- **Tutorials** to monitor tasks

SELF-DIRECTED ACTIVITIES:

- **Gathering and processing information**
- **Activities on the virtual campus**
- **Personal study** to organise notes and prepare for examinations.
- **Reading of additional material** assessed through written tests

TYPE OF ACTIVITY	ACTIVITY	LEARNING OUTCOMES	HOURS OF STUDENT DEDICATION
Directed activities	Theoretical-practical presentations and resolution of cases with ICT support	E01.01, E02.01, E02.02, E03.01, E03.02, E04.01, E04.02, E05.01, E05.02, E06.01, E06.02, E07.01, GT01.01, GT02.01	78
Supervised activities	Practical activities by students	E01.01, E02.01, E02.02, E03.01, E03.02, E04.01, E04.02, E05.01, E05.02, E06.01, E06.02, E07.01, GT02.01	71
	Monitoring tutorials	GT01.01 GT02.01	1
Self-directed activities	Research, information processing and self-study work.	E01.01, E02.01, E02.02, E03.01, E03.02, E04.01, E04.02, E06.01, E06.02, E07.01, GT01.01	150
TOTAL HOURS			300

	MASTER'S DEGREE IN OSTEOPATHY COURSE GUIDE	EUIF GIMBERNAT Physiotherapy
-----------------------------------------------------------------------------------	-------------------------------------------------------------	----------------------------------------

ASSESSMENT

- Evaluation of the knowledge acquired in class through continuous assessment multiple choice examinations on the virtual campus for each subject in the module. 25% of the overall mark
- Practical examinations to evaluate the student's manual exploration and treatment techniques and clinical reasoning in patient management. 65% of the overall mark.
- Attendance and active participation in class. 10% of the overall mark.

The following conditions must be met in order to pass the module:

- Pass all blocks with an average mark of 5.
- Attend 100% of all taught classes (absences of up to 20% will be permitted for justified causes)
- Achieve an overall module mark of 5 or above,

All assessment activities can be resat.


Remark procedure: consult the center's assessment policy.

Any student who does not complete the programmed assessments or any of the formative activities that are deemed compulsory will be considered NON ASSESSABLE.

ASSESSMENT ACTIVITIES	PERCENTAGE OF THE FINAL MARK	LEARNING OUTCOMES	HOURS OF STUDENT DEDICATION
Theory exams Continuous assessment Moodle	25%	E01.01, E02.01, E02.02, E03.01, E03.02, E04.01, E04.02, E06.01, E06.02, E07.01, GT01.01	0.5
Individual practical exams	65%	E01.01, E02.01, E02.02, E03.01, E03.02, E04.01, E04.02, E05.01, E05.02, E06.01, E06.02, E07.01, GT02.01	1
Attendance and active participation in class	10%	-	-
TOTAL HOURS			1.5

BIBLIOGRAPHY AND WEB LINKS / BASIC SOURCES OF INFORMATION


BOOKS				
Author/s	Year	Title	Edition	Publisher
Torres-Cueco R.	2008	La Columna Cervical: Evaluación Clínica y Aproximaciones Terapéuticas	Madrid	Médica Panamericana
Torres-Cueco R.	2008	La Columna Cervical: Síndromes Clínicos y su Tratamiento Manipulativo	Madrid	Médica Panamericana
Petty, NJ.	2001	Neuromusculoskeletal Examination and Assessment: A Handbook for Therapists		Churchill Livingstone
Bogduk, N.	2005	Clinical Anatomy of the Lumbar Spine And Sacrum	4th	Elsevier
Dutton M.	2002	Manual Therapy of the Spine: an integrated approach		Mc Graw Hill
Jone, MA, Rivett DA	2004	Clinical reasoning for manual therapists		Butterwoth Heinemann
Cleland J.	2006	Netter's Orthopaedic Clinical Examination An Evidence-based Approach		Elsevier
Beeton KS	2003	Manual Therapy Masterclasses: the vertebral column		Elsevier
Bogduk N, McGuirl, B.	2006	Management of acute and chronic neck pain: an evidence based approach		Elsevier
Boyling JD, Jull GA.	2004	Modern Manual Therapy: The Vertebral Column	3rd	Elsevier
Adams M, Burton K , Bogduk N, Dolan P.		The Biomechanics of Back Pain	2nd	Churchill Livingstone
Vleeming A, Mooney V, Stoeckart	2007	Movement, Stability & Lumbopelvic Pain: Integration of Research and Therapy	2nd	Elsevier
Lee, D.	2011	Pelvic Girdle: An integration of clinical expertise and research	4th	Elsevier
American Osteopathic Association.	2006	Foundations of Osteopathic Medicine		Lippincott Williams & Wilkins
Amigues JP.	2005	Compendio de osteopatía. Teoría y práctica	1st	McGraw-Hill/Interamericana
Bienfait M.	2006	Bases fisiológicas de la terapia manual y la osteopatía		Elsevier
Cailliet R,	2006	Anatomía funcional biomecánica		Marban
Cailliet R.	1994	Incapacidad y dolor en tejidos blandos	Mexico	El Manual Moderno
Calais, B.	1988	Anatomia para el movimiento		Saint-Etienne, impressions Dumas
Chaitow L.	2001	Palpation skills : assessment and diagnosis through touch		Churchill Livingstone
Clem W. Thompson, R. T. Floyd	1998	Manual of Structural Kinesiology		Elsevier
Cloet E, Ranson G, Schallier F.	2000	La osteopatía práctica		Elsevier
Coux de G, Curtil P.	2002	Tratado de osteopatía estructural		Elsevier
Dvorack J. Dvorack V.	1989	Medicina manual – Diagnostico	Barcelona	Scriba
Dvorack J. Dvorack V.	1989	Medicina manual – Terapéutica	Barcelona	Scriba
Derek Field	2004	Anatomy : palpation and surface markings		Elsevier

	MASTER'S DEGREE IN OSTEOPATHY COURSE GUIDE	EUIF GIMBERNAT Physiotherapy
-----------------------------------------------------------------------------------	-------------------------------------------------------	----------------------------------------

Fryette HH	1993	Principes de la technique osteopathique	1st	Frison-Roche
Gibbons P	2002	Manipulación de la columna, el torax y la pelvis		Interamericana
Greenman PE	2005	Principles and Practices of Hands on Medicine	3rd	Médica Panamericana
Hoppenfeld Stanley	1976	Physical examination of the spine and extremities	New York	Prentice Hall
Joshua Cleland	2006	Netter's Orthopaedic Clinical Examination An Evidence-based Approach.		Elsevier
Kaltenborn FM	2004	Fisioterapia manual en columna.	Madrid 2nd	Mc Graw Hill Interamericana
Kapandji IA	2007	The physiology of the joints. Volume 3: the trunk and vertebral column	6th	Churchill Livingstone
Kendall F	2005	Muscles testing and function	Barcelona 2nd	Lippincott, Williams & Wilkins
Korr IM	2004	The Physiological Basis Of Osteopathic Medicine		Insight Publishing
Le Corre F., Rageot E.	1995	Manipulaciones vertebrales	Barcelona 2nd	Elsevier
Maitland, G.D.	2006	Maitland's Vertebral manipulation	8th	Churchill Livingstone
Nigel Palastanga, Derek Field, Roger Soames	2000	Anatomy and human movement: structure and function		Elsevier
Parsons J.	2007	Osteopathy : models for diagnosis, treatment and practice		Churchill Livingstone
Ricard F.	2007	Tratamiento Osteopático de las Algias del Raquis Torácico		Panamericana
Ricard F.	2005	Tratamiento Osteopático de las Algias Lumbopélvicas	Madrid 3rd	Panamericana
Ricard F, Salle J.	2003	Tratado de Osteopatía		Panamericana
Kendall FP	2005	Muscles: testing and function with posture and pain	4th	Marban
Tixa, Serge.	2006	Atlas de anatomia palpatoria. cuello tronco y miembro superior. Tomo 1	1st	Elsevier

MODULE TIMETABLE

This information will be available on the virtual campus to students enrolled on this module.

	MASTER'S DEGREE IN OSTEOPATHY COURSE GUIDE	EUIF GIMBERNAT Physiotherapy
-----------------------------------------------------------------------------------	-------------------------------------------------------------	----------------------------------------

GENERAL INFORMATION

MODULE INFORMATION

Module 6	RESEARCH METHODOLOGY AND CLINICAL STUDIES DESIGN		
Code	43116	Academic year	2021-22
ECTS credits	9	Module type	Compulsory
Year	1	Term	Annual
Timetable	Available to students enrolled on this module via the virtual campus		
Teaching language	Spanish		

FACULTY DATA

- Module leader

Professor's Name	JORDI ESQUIROL CAUSSA		
Email	jorge.esquirol@eug.es		
Tutorial Schedule	To be Arranged		

- Other faculty data

Professor's Name	VANESSA BAYO TALLÓN		
Email	vanesa.bayo@eug.es		
Tutorial Schedule	To be Arranged		

Professor's Name	MAIDER SÁNCHEZ PADILLA		
Email	maider.sanchez@eug.es		
Tutorial Schedule	To be Arranged		

Professor's Name	NOELIA SERRANO DOMINGUEZ		
Email	noelia.serrano@eug.es		
Tutorial Schedule	To be Arranged		

Professor's Name	YOLANDA SÁNCHEZ RETAMERO		
Email	yolanda.sanchez@eug.es		
Tutorial Schedule	To be Arranged		

Professor's Name	ISHAR DALMAU I SANTAMARIA		
Email	ishar.dalmau@eug.es		
Tutorial Schedule	To be Arranged		

Professor's Name	GEMMA PAMPALONA EXPOSITO		
Email	gemma.pampalona@eug.es		
Tutorial Schedule	To be Arranged		

PREREQUISITES

- There are no official prerequisites


MODULE CONTEXTUALIZATION

The Research Methodology And Clinical Studies Design module consists in the learning and updating of current clinical research concepts and the acquisition of knowledge in the design of scientific studies in the field of Health Sciences (osteopathy). The module includes training in the scientific methods used in the approach to clinical studies, drawing from the advanced analysis of existing scientific evidence, the forming of conclusions, the writing and presentation of conclusions in the form of bibliographic research.

COMPETENCIES AND LEARNING OUTCOMES

Specific Competencies

Competency	E01. Demonstrate knowledge of the sciences, models, techniques and instruments upon which osteopathy is based and developed
Learning outcomes	E01.01 Identify research models, techniques and instruments, as well as the different types of scientific clinical studies applicable to osteopathy.
Competency	E02. Evaluate the patient/person from an osteopathy point of view with the aim of determining the appropriateness of intervention within the framework of osteopathy
Learning outcomes	E02.01 Identify the patients/people who meet the inclusion and exclusion criteria for participation in clinical research.
Competency	E04. Design an osteopathic intervention plan adjusted to the clinic and the needs of the patient/person.
Learning outcomes	E04.01. Detail the most commonly used methods and/or techniques in scientific evidence.
Competency	E08. Apply scientific research methodology, as well as the intervention or the acquisition of the practice based on evidence from professional culture.
Learning outcomes	E08.01 Define, elaborate and present a literature review on a topic in osteopathy.

	MASTER'S DEGREE IN OSTEOPATHY COURSE GUIDE	EUIF GIMBERNAT Physiotherapy
-----------------------------------------------------------------------------------	-------------------------------------------------------------	----------------------------------------

General/Transversal Competencies

Competency	GT01. Analyse, synthesise and make decisions in a given clinical situation.
Learning outcomes	GT01.01. Produce a complete bibliographic research report.

Competency	GT02. Individually and collectively solve problems and adapt to the new situations that arise in professional practice.
Learning outcomes	GT02.01 Analyse how problems raised by research work and scientific studies in osteopathy are managed.


Competency	GT03. Identify and use the quality assurance principles for professional practice.
Learning outcomes	GT03.01 Assess the quality of published scientific evidence.

Basic Competencies

Competency	CB06. Possess and understand knowledge that provides a basis or opportunity for originality in the development and/or application of ideas, often in a research context.
Competency	CB07. Students should know how to apply acquired knowledge and their problem-solving ability in new or relatively unknown environments within broader (or multidisciplinary) contexts related to their area of study
Competency	CB08. Students should be able to integrate knowledge and tackle the complexity of making judgements based on information that may be incomplete or limited and includes reflections on the social and ethical responsibilities associated with the application of their knowledge and judgements
Competency	CB10. Students should possess the learning skills that enable them to continue studying in a manner that is largely self-guided or autonomous.

CONTENTS


The programme consists of theoretical and practical activities that are carried out individually in order to apply acquired knowledge and to produce a bibliographic research report to present at the end of the course.

	MASTER'S DEGREE IN OSTEOPATHY COURSE GUIDE	EUIF GIMBERNAT Physiotherapy
-----------------------------------------------------------------------------------	-------------------------------------------------------------	----------------------------------------

TEACHING METHODOLOGY AND FORMATIVE ACTIVITIES

Theory lessons
 Practical lessons
 Follow-up tutorials
 Resolution of questions and concerns by email
 Individual and small group work (up to 3 people)

TYPE OF ACTIVITY	ACTIVITY	LEARNING OUTCOMES	HOURS OF STUDENT DEDICATION
Directed activities	Theoretical-practical presentations with ICT support	E01.01, E02.01, E04.01, E08.01, GT01.01, GT02.01, GT03.01, GT03.02, GT04.02	69
	Practical presentations		
Supervised activities	Follow-up tutorials	E01.01, E02.01, E04.01, E08.01, GT01.01, GT02.01, GT03.01, GT03.02, GT04.02	34
	Practical activities of the students in the Virtual Campus and group work		
Self-directed activities	Gathering and processing information	E02.01, E03.01, E04.01, GT01.01	122
	Autonomous work		
TOTAL HOURS			225

	MASTER'S DEGREE IN OSTEOPATHY COURSE GUIDE	EUIF GIMBERNAT Physiotherapy
-----------------------------------------------------------------------------------	-------------------------------------------------------------	----------------------------------------

ASSESSMENT

ASSESSMENT ACTIVITIES	PERCENTAGE OF THE FINAL MARK	LEARNING OUTCOMES	HOURS OF STUDENT DEDICATION
Assessment of the Bibliographic Research Report	50%	E01.01, E02.01, E04, E04.01, E08.01, GT01.01, GT02.01, GT03.01, GT03.02, GT04.02	-
Assessment of the summary poster	30%	E01.01, E02.01, E04, E04.01, E08.01, GT01.01,	-
Assessment of mid-term work and the student's attitude	20%	GT02.01, GT03.01, GT03.02, GT04.02	-
TOTAL HOURS			-

Production of a complete bibliographic research report, including analysis of the most recently published scientific evidence and the production of a poster summarising the report.

The assessment will be carried out by module staff and based on the "Format 5" template.

- Assessment of the bibliographic research report (50%)
- Assessment of the summary poster (30%)
- Assessment of mid-term tasks, overall impression and the student's attitude (20%)

The overall mark will be calculated using the "Format 5" template.

In order to pass the module, the following conditions must be met:

Achieve a minimum mark of "pass" or equivalent in the assessment of the bibliographic research report and summary poster.

All assessment activities can be resat.

Remark procedure: consult the center's assessment policy.

Any student that does not complete the programmed assessments or any of the formative activities that are deemed compulsory will be considered "non assessable".

Format 5:

CURSO ACADÉMICO: 2021-2022

TITULACIÓN

<input type="checkbox"/> Grau en Fisioteràpia	<input type="checkbox"/> <u>Postgrado</u>
<input type="checkbox"/>	<input checked="" type="checkbox"/> <u>Máster Universitario en Osteopatía, primer curso</u>

Estudiante:	
Título del Trabajo:	
Tutor:	Fecha de entrega


Valoración de contenidos (<u>puntuar de 0 a 10 cada ítem</u>)	Comentarios	Nota (0-10)
INVESTIGACIÓN BIBLIOGRÁFICA		
Título (debe ser concreto, preciso, conciso e informativo)		
Índice (debe presentar todos los epígrafes sin errores en la paginación)		
Resumen en catalán/castellano e inglés (estructurado, completo, 150-250 palabras)		
Palabras clave (siguiendo términos DeCS y MeSH , representativas del tema)		
Introducción		
Objetivos		
Material y Métodos		
Resultados: análisis técnico de la bibliografía		
Discusión de los resultados		
Síntesis de la información científica y conclusiones		
ANEXOS:		
Gráficos, Tablas e Ilustraciones		
Fichas de contenido		
Bibliografía (número de referencias, idoneidad y formato)		
Extensión (máximo 20 páginas + Anexos + Bibliografía + Fichas de contenido)		
Utilización de la plantilla del TFM y seguimiento de las instrucciones		
MEDIA INFORME (50%)		
PÓSTER:		
Objetivos, Material y Métodos		
Resultados, Discusión y Conclusiones		
Bibliografía		
Aspecto visual		
MEDIA PÓSTER (30%)		
PARCIALES: FORMATO 3b FICHAS DE CONTENIDO	→ → →	MEDIA:
IMPRESIÓN GENERAL del informe y utilización del lenguaje científico		
ACTITUD INDIVIDUAL del alumno		
MEDIA (20%)		
NOTA TOTAL INDIVIDUAL (Informe*0.5 + póster*0.3 + otras*0.2)		

Coordinador de la asignatura

Fecha:

Coordinador del máster

Fecha:


	MASTER'S DEGREE IN OSTEOPATHY COURSE GUIDE	EUIF GIMBERNAT Physiotherapy
-----------------------------------------------------------------------------------	-------------------------------------------------------------	----------------------------------------

BIBLIOGRAPHY AND WEB LINKS / BASIC SOURCES OF INFORMATION

Books					
Author/s	Year	Title	Edition	Place	Publisher
Hulley SB, Cummings S.	2013	Designing Clinical Research		Philapdelphia	Lippincott Williams & Wilkins
Laporte JR.	1993	Principios básicos de investigación clínica		Madrid	Zéneca
Desantes-Guanter JM, López Yepes J. Teoría y técnica de la investigación científica	1996			Madrid	Síntesis
Departamento de Medicina y Psiquiatría (Universidad de Alicante).	1995	Tratado de epidemiología clínica.		Madrid	Du Phont Pharma
Rebagliato M, Ruiz I, Arranz M.	1996	Metodología de la investigación en epidemiología		Barcelona	Díaz de Santos
Bakke OM, Carné X, García Alonso F.	1994	Ensayos clínicos con medicamentos		Barcelona	Doyma
Ahlbom A, Norell S.	1992	Fundamentos de epidemiología.	3rd	Madrid	Siglo Veintiuno
Álvarez Cáceres R. Madrid,	1995	El método científico en las ciencias de la salud.		Madrid	Díaz de Santos
Matthews DE, Farewell VT.	2015	Using and Understanding Medical Statistics	5th	Basel	Karger
Sánchez Aldeguer J, Frutos Martínez, F.	2000	Aspetos generales de la investigación para médicos de residencias.			Edimsa
Terrada M.L., Peris R.	1989	Lecciones de Documentación Médica.	2nd	Valencia	Instituto de Estudios Documentales e Históricos sobre la Ciencia
Brezinski	1991	El oficio de investigador.		Mexico	Siglo XXI
Carreras Panchón A.	1994	Guía práctica para la elaboración de un trabajo científico.		Bilbao	Publicaciones y Documentación Cita DL
López Yepes J.	1995	La aventura de la investigación científica.		Madrid	Sintésis

Articles						
Author	Title	Journal	Volume	Year	Pages	Description Comment
Cabezali Sánchez JM, Sánchez Aldeguer J.	El cuestionario: bases metodológicas y su utilización en Fisioterapia, para lograr una mayor calidad asistencial.	Fisioterapia	19(2)	1997	97-103.	

Others			
Authos	Title	Place	Publisher
Esquirol Causa J, Herrero Vila E, Sánchez Aldeguer J.	Metodologia i Estadística per a professionals de la salut. I. Conceptes bàsics de metodologia científica.	Escola Universitària d'Infermeria i de Fisioteràpia Gimbernat. Escola	Servei de Publicacions Universitat Autònoma de Barcelona. Bellaterra, 2012.

 <p>escoles universitàries gimbernat i Tomàs Cerdà</p> <p>ADSCRITA A LA UPMB</p>	MASTER'S DEGREE IN OSTEOPATHY COURSE GUIDE	EUIF GIMBERNAT Physiotherapy
---------------------------------------------------------------------------------------------------------------------------------------------------------------------------	-------------------------------------------------------------	----------------------------------------

		Universitària de Fisioteràpia. Trivium 4	
Esquirol Causa J, Herrero Vila E, Sánchez Aldeguer J.	Metodologia i Estadística per a professionals de la salut. II. Bases de l'estadística i del disseny d'estudis científics. Escola Universitària d'Infermeria i de Fisioteràpia Gimbernat.	Escola Universitària de Fisioteràpia. Trivium 5.	Servei de Publicacions Universitat Autònoma de Barcelona. Bellaterra, 2012.
Esquirol Causa J, Herrero Vila E, Sánchez Aldeguer J.	Metodologia i Estadística per a professionals de la salut. III. L'anàlisi estadística. Escola Universitària d'Infermeria i de Fisioteràpia Gimbernat.	Escola Universitària de Fisioteràpia. Trivium 6.	Servei de Publicacions Universitat Autònoma de Barcelona. Bellaterra, 2012

MODULE TIMETABLE

This information will be available on the virtual campus to students enrolled on this module.